

# Direct Links


***Easy, instant access for course participants!***

*Last Update: July 5, 2016*

# Direct Link Experience

- ✓ Universal link you can share with participants and they can begin the online training immediately
- ✓ Participant self-service to quickly, easily create an account that allows them to access when and where they want including the ability to save their progress and come back
- ✓ Variety of methods for participants to prove they completed the online session without course completion reports

# Initial Screen: Login or Create Account



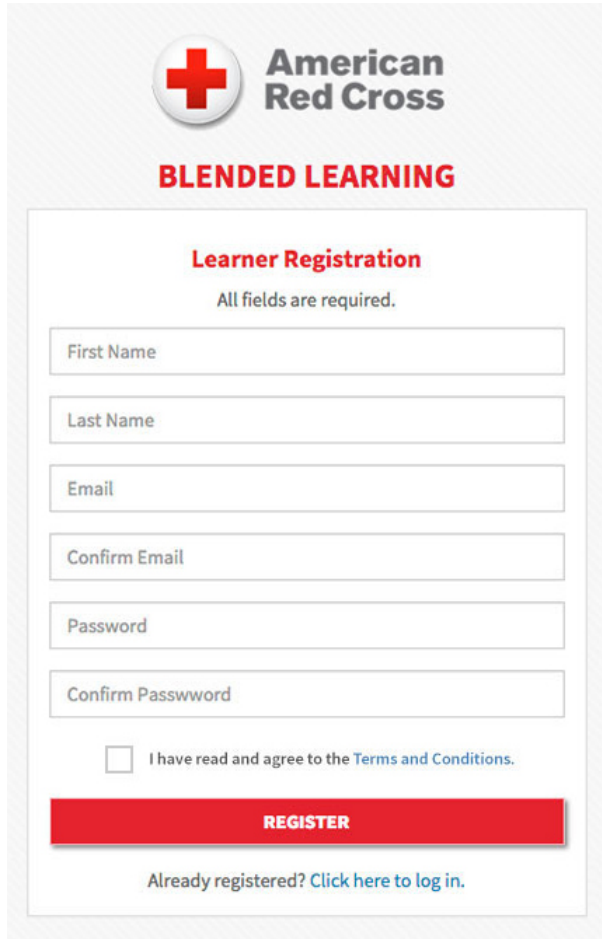
The image shows a login and account creation interface for the American Red Cross Blended Learning portal. At the top, the American Red Cross logo is displayed next to the text "American Red Cross" and "BLENDED LEARNING". Below this, there is a form with two input fields: "Email\*" and "Password\*". A link labeled "Forgot Password" is positioned below the password field. A red button labeled "LOGIN" is located below the "Forgot Password" link. At the bottom of the form, there is a link labeled "Don't have a Login?" and a red button labeled "CREATE LOGIN".

The Direct Link will take the user to the LOGIN/CREATE LOGIN portal

- First time users will select the “Create Login” button (see next screen)
- Returning users will login with their existing credentials
  - Users who cannot remember their password can select “Forgot Password” And password reset information will be sent to the email provided in the forgot email prompt, if valid. If not valid, user will be asked to enter email again.

After selecting “login,” the Student will automatically be taken to the course launch screen.

# Create Account



The screenshot shows the 'Learner Registration' form for the American Red Cross Blended Learning platform. At the top is the American Red Cross logo and the text 'BLENDED LEARNING'. Below this is the 'Learner Registration' title and a note that 'All fields are required.' The form contains several input fields: 'First Name', 'Last Name', 'Email', 'Confirm Email', 'Password', and 'Confirm Password'. Below these fields is a checkbox for 'I have read and agree to the Terms and Conditions.' with a link to the terms. A prominent red 'REGISTER' button is at the bottom of the form, followed by a link for 'Already registered? Click here to log in.'

## First-time users

First-time users will fill in the registration information needed to create a login and select the “Register” button

Required information to enter includes:

First Name

Last Name

Email (enter twice)

If emails don't match, users will get error notification

Password (enter twice)

If passwords don't match, users will get error notification

User will be required to check “I have read and agree to the Terms & Conditions” which links to this page: <http://www.redcross.org/terms-of-use>

After selecting “Register,” the Student will automatically be taken to the course launch screen (See Launch Screen section below)

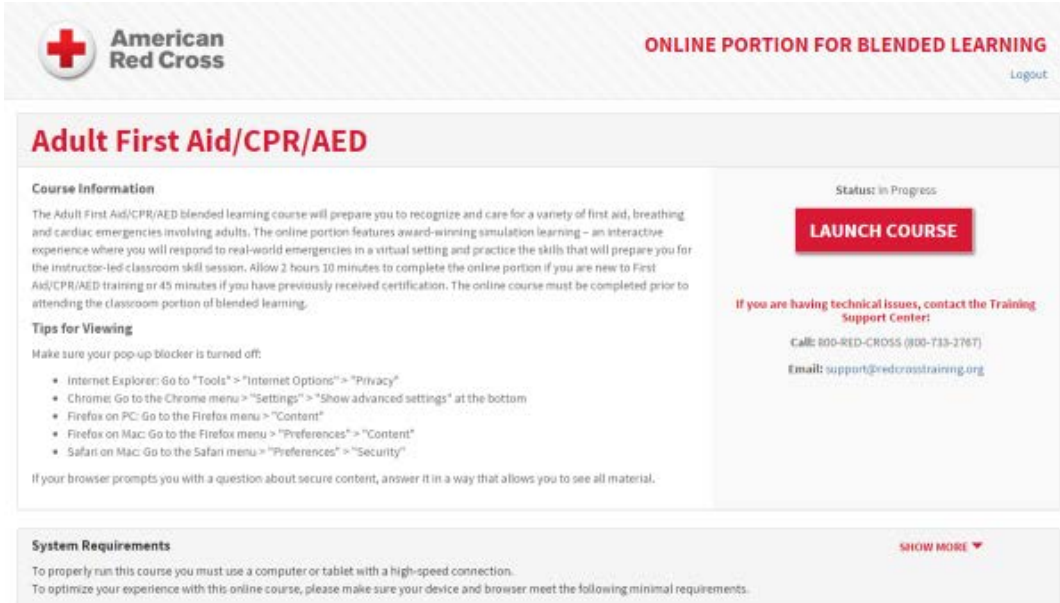
The user will also receive an email confirming their account creation.

## Note:

Students must use unique email addresses when creating accounts since the email will also be the Student's username.

Student emails will not be used for marketing or any other communication unless relevant to using the Direct Links platform.

# Launch Course: Default



The screenshot shows the American Red Cross logo at the top left. To its right, the text "ONLINE PORTION FOR BLENDED LEARNING" is displayed in red, with a "Logout" link in the top right corner. The main heading is "Adult First Aid/CPR/AED". Below this, the "Course Information" section describes the blended learning course. To the right, the status is "Status: In Progress" and a prominent red "LAUNCH COURSE" button is visible. Below the button, contact information for the Training Support Center is provided, including a phone number and an email address. The "Tips for Viewing" section lists browser settings to ensure the course runs properly. At the bottom, the "System Requirements" section is partially visible, followed by a "SHOW MORE" link.

**Course Information**

The Adult First Aid/CPR/AED blended learning course will prepare you to recognize and care for a variety of first aid, breathing and cardiac emergencies involving adults. The online portion features award-winning simulation learning – an interactive experience where you will respond to real-world emergencies in a virtual setting and practice the skills that will prepare you for the instructor-led classroom skill session. Allow 2 hours 10 minutes to complete the online portion if you are new to First Aid/CPR/AED training or 45 minutes if you have previously received certification. The online course must be completed prior to attending the classroom portion of blended learning.

**Tips for Viewing**

Make sure your pop-up blocker is turned off:

- Internet Explorer: Go to "Tools" > "Internet Options" > "Privacy"
- Chrome: Go to the Chrome menu > "Settings" > "Show advanced settings" at the bottom
- Firefox on PC: Go to the Firefox menu > "Content"
- Firefox on Mac: Go to the Firefox menu > "Preferences" > "Content"
- Safari on Mac: Go to the Safari menu > "Preferences" > "Security"

If your browser prompts you with a question about secure content, answer it in a way that allows you to see all material.

**System Requirements**

To properly run this course you must use a computer or tablet with a high-speed connection.  
To optimize your experience with this online course, please make sure your device and browser meet the following minimal requirements.

[SHOW MORE](#)

Once logged in, student can logout at anytime by clicking "Logout" shown at top right. Once done, user will need to log back in.


Default state of this page displays course description, tips for properly running the course, completion status (Incomplete by default, Complete once completed) and help information (TSC contact info: 800-REDCROSS and [support@redcrosstraining.org](mailto:support@redcrosstraining.org))

Expanded view displays list of full system requirements (see next slide).

Upon selecting Launch Course, the specific course tied to the link they were supplied will launch in a separate window (see next slide).

Should the Student close the course and return at a later time, they should use the original link provided by the CLIENT to return to the course. Progress will resume from where the Student left off.

# Launch Course: Expanded View

**American Red Cross**

ONLINE PORTION FOR BLENDED LEARNING

Logout

---

## Adult First Aid/CPR/AED

### Course Information

The Adult First Aid/CPR/AED blended learning course will prepare you to recognize and care for a variety of first aid, breathing and cardiac emergencies involving adults. The online portion features award-winning simulation learning – an interactive experience where you will respond to real-world emergencies in a virtual setting and practice the skills that will prepare you for the instructor-led classroom skill session. Allow 2 hours 10 minutes to complete the online portion if you are new to First Aid/CPR/AED training or 45 minutes if you have previously received certification. The online course must be completed prior to attending the classroom portion of blended learning.

### Tips for Viewing

Make sure your pop-up blocker is turned off:

- Internet Explorer: Go to "Tools" > "Internet Options" > "Privacy"
- Chrome: Go to the Chrome menu > "Settings" > "Show advanced settings" at the bottom
- Firefox on PC: Go to the Firefox menu > "Content"
- Firefox on Mac: Go to the Firefox menu > "Preferences" > "Content"
- Safari on Mac: Go to the Safari menu > "Preferences" > "Security"

If your browser prompts you with a question about secure content, answer it in a way that allows you to see all material.

Status: In Progress

**LAUNCH COURSE**

If you are having technical issues, contact the Training Support Center:

Call: 800-RED-CROSS (800-733-2767)

Email: [support@redcrostraining.org](mailto:support@redcrostraining.org)

---

### System Requirements

To properly run this course you must use a computer or tablet with a high-speed connection. To optimize your experience with this online course, please make sure your device and browser meet the following minimal requirements.

Processors	Dual-core processor with a speed greater than or equal to 2.3GHz
Memory	4GB
Operating System	Desktop: Microsoft Windows XP/7/8, OS X Snow Leopard 10.6+ Mobile (note: fully supported on tablet devices only): iPad iOS 7+ (Safari), Android 4.0.3+ (Google Chrome), Windows Phone 7+
Browsers	IE10+, Chrome 19+, Firefox 27+, Safari 6+
Screen Resolution	1024x768
Bandwidth	512KB/s dedicated or faster. Broadband internet access is recommended.
Audio	Audio-output capabilities and either speakers or headphones

System Requirements section reveals when user clicks “Show More” (see previous slide).

“Show More” becomes “Show Less” so user can minimize system requirements section if desired.





## ONLINE PORTION FOR BLENDED LEARNING

Logout




# Direct Link Student Verification

## 3 Ways to Provide Student Online Completion

- Student prints out the online completion verification notice and brings it to class.
- Student shows the email confirmation received upon completion of the online portion to the instructor (i.e. show on mobile phone, other device or via printed copy).
- Student logs in to their account on their mobile phone to show the instructor the completion status next to the course name that appears when the learner completes the online portion.



# Password Reset



**American  
Red Cross**

**BLENDED LEARNING**

**SEND PASSWORD RESET LINK**

For those who do not remember their password, they can select the “Forgot Password” link on the Direct Links portal login screen.


They will be prompted to enter their email address. They will then be emailed a link to reset their password.

Email user receives will come from  
DO NOT REPLY – RED CROSS  
LEARNING.

# Password Reset

This is the screen users see after they enter their email to reset their password.

We have e-mailed your password reset link! ✕


**American  
Red Cross**

**BLENDED LEARNING**

**SEND PASSWORD RESET LINK**

# Password Reset

This is the page that the email from DO NOT REPLY – RED CROSS LEARNING links to for user to reset their password.



**American  
Red Cross**

**BLENDED LEARNING**

**RESET PASSWORD**

# Sample Online Completion Notice: FA/CPR/AED



## Proceed to Skill Session

---

Jane Smith

---

has successfully completed the online portion of

**Adult CPR/AED**

Bring this completion record to your in-person skill session. Successful completion of both the online portion and the in-person skill session is required for certification.

*Tue Feb 9 10:35:47 GMT-0500 2016*

# Sample Online Completion Notice: BLS



## Completion Record

**Congratulations!**

**FirstName LastName**

has successfully completed the online portion for

**Basic Life Support for Healthcare Providers**

Successful completion of all online activities and in-person sessions is required for certification.

*Tue Feb 9 10:54:30 GMT-0500 2016*

# Sample Online Completion Email

Dear First Name Last Name,

Congratulations! You've completed the online portion of your blended learning course for Workplace: Adult and Pediatric First Aid/CPR/AED. You are now ready for your in-person skills session.

Please print out your online course completion notice, or this email, and give it to your instructor when you go to your in-person class. You can also:

Have this email confirmation available on a device such as your mobile phone, and show it to your instructor  
Login to your account and show the instructor your completion status displayed next to the course name that appears when you completed the online portion

**YOU MUST PROVIDE PROOF OF COMPLETION TO YOUR INSTRUCTOR TO QUALIFY FOR THE IN-PERSON SKILLS SESSION!!**

You can access the online portion of this course and refresh your knowledge at any time using the following link:

[\[AUTO POPULATED LINK HERE\]](#)

Simply login with your email address and password you used when you set up your account.

Thank you for choosing the American Red Cross!



# Links and Course Codes for AP/LTP Clients

Course Name	Course Code	Direct Link
Adult and Pediatric First Aid/CPR/AED	HSSSFA516 r.2016 (n)	<a href="http://redcrosslearning.com/course/73d7a620-38d4-11e6-a59a-67acc4de20d4">http://redcrosslearning.com/course/73d7a620-38d4-11e6-a59a-67acc4de20d4</a>
Pediatric First Aid/CPR/AED	HSSSFA515 r.2016 (n)	<a href="http://redcrosslearning.com/course/6d5e4440-38d4-11e6-8d5d-c7bee0c93a9a">http://redcrosslearning.com/course/6d5e4440-38d4-11e6-8d5d-c7bee0c93a9a</a>
Adult First Aid/CPR/AED	HSSSFA514 r.2016 (n)	<a href="http://redcrosslearning.com/course/656f1120-38d4-11e6-a678-b58fed9c395e">http://redcrosslearning.com/course/656f1120-38d4-11e6-a678-b58fed9c395e</a>
Adult and Pediatric CPR/AED	HSSSFA513 r.2016 (n)	<a href="http://redcrosslearning.com/course/5f07b740-38d4-11e6-b2df-817c38bde446">http://redcrosslearning.com/course/5f07b740-38d4-11e6-b2df-817c38bde446</a>
Pediatric CPR/AED	HSSSFA512 r.2016 (n)	<a href="http://redcrosslearning.com/course/5626a980-38d4-11e6-82fd-45ed895d3022">http://redcrosslearning.com/course/5626a980-38d4-11e6-82fd-45ed895d3022</a>
Adult CPR/AED	HSSSFA511 r.2016 (n)	<a href="http://redcrosslearning.com/course/4a584e10-38d4-11e6-8b85-c93e099a7d75">http://redcrosslearning.com/course/4a584e10-38d4-11e6-8b85-c93e099a7d75</a>
First Aid	HSSSFA510 r.2016 (n)	<a href="http://redcrosslearning.com/course/11750e40-38d4-11e6-b133-51a402187f59">http://redcrosslearning.com/course/11750e40-38d4-11e6-b133-51a402187f59</a>
Basic Life Support for Healthcare Providers	HSSBLS101 r.2016	<a href="http://redcrosslearning.com/course/d4639880-d01b-11e5-a5e8-d572c14d508a">http://redcrosslearning.com/course/d4639880-d01b-11e5-a5e8-d572c14d508a</a>